

Stay at the forefront of design with AutoCAD

Choose AutoCAD for the precision and quality you expect



Innovate and take your designs further with AutoCAD 2017

Create more precise, detailed drawings in even less time

What's new

- Import the geometry from a PDF file into your drawing as AutoCAD objects
- Share drawing views with your colleagues easily by publishing them to the cloud
- Create and edit centerlines and center marks simply and easily
- Manage all your software updates with the Autodesk® desktop app

Benefits

- Enable better workflows with extensive PDF compatibility and integration
- Customize your software with Autodesk® Exchange Apps
- Preserve design information with TrustedDWG™ technology
- Access, view, and edit files from almost anywhere with AutoCAD® 360 Pro

Create stunning designs

Design and visualize virtually any concept with 3D tools:

- Bring your ideas to life with presentation-ready graphics and 3D printing capabilities
- Situate your designs in real-world settings with Coordination Model and Reality Computing

Document precisely

Speed documentation by automating common tasks and streamlining workflows:

- Create construction-ready documentation automatically from AutoCAD® 3D models
- Work faster with more intelligent tools, including Smart Dimensioning and Enhanced PDFs

Personalize your software

Configure AutoCAD software in ways you never thought possible:

- Customize AutoCAD software to help meet your unique needs with Autodesk Exchange Apps
- Receive notification of unwanted changes to your system variables with Sysvar Monitor

Connect and collaborate more quickly

Engage with colleagues using connected design technologies:

- Help ensure file format compatibility and reliability using TrustedDWG technology
- Share hyperlinks from AutoCAD to PDF viewers with Enhanced PDFs
- Connect your workflow across integrated desktop, cloud, and mobile solutions

Simplify software management with AutoCAD

AutoCAD plans provide access to the latest updates and releases on a termed basis, to help you spend less up front and meet project needs:

- Stay current with the most recent releases and automatically receive updates
- Receive setup support from Autodesk to get you up and running quickly
- Access Autodesk® A360 project collaboration software and gain 25 GB of cloud storage
- Enjoy flexible licensing rights and scale up or down depending on your workload*

Take the power of AutoCAD wherever you go with AutoCAD 360 Pro

What is AutoCAD 360 Pro?

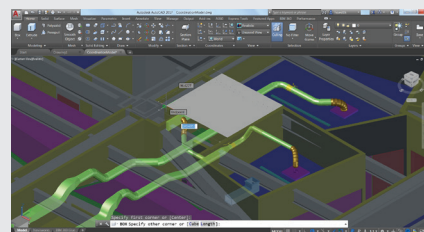
AutoCAD 360 Pro is the official AutoCAD mobile app. AutoCAD 360 Pro is now included when you subscribe to AutoCAD software.

AutoCAD 360 Pro comes with advanced features that help you:

- Mark up, add text to, and make changes to drawings in real time
- Connect to external cloud storage, such as Google Drive and Dropbox
- Access advanced layer management, measuring, and annotation tools
- Work offline and synchronize changes when back online

Visit www.autocad360.com to learn more and download the mobile app for iOS and Android.

Integrate designs from day one



Coordination Model:

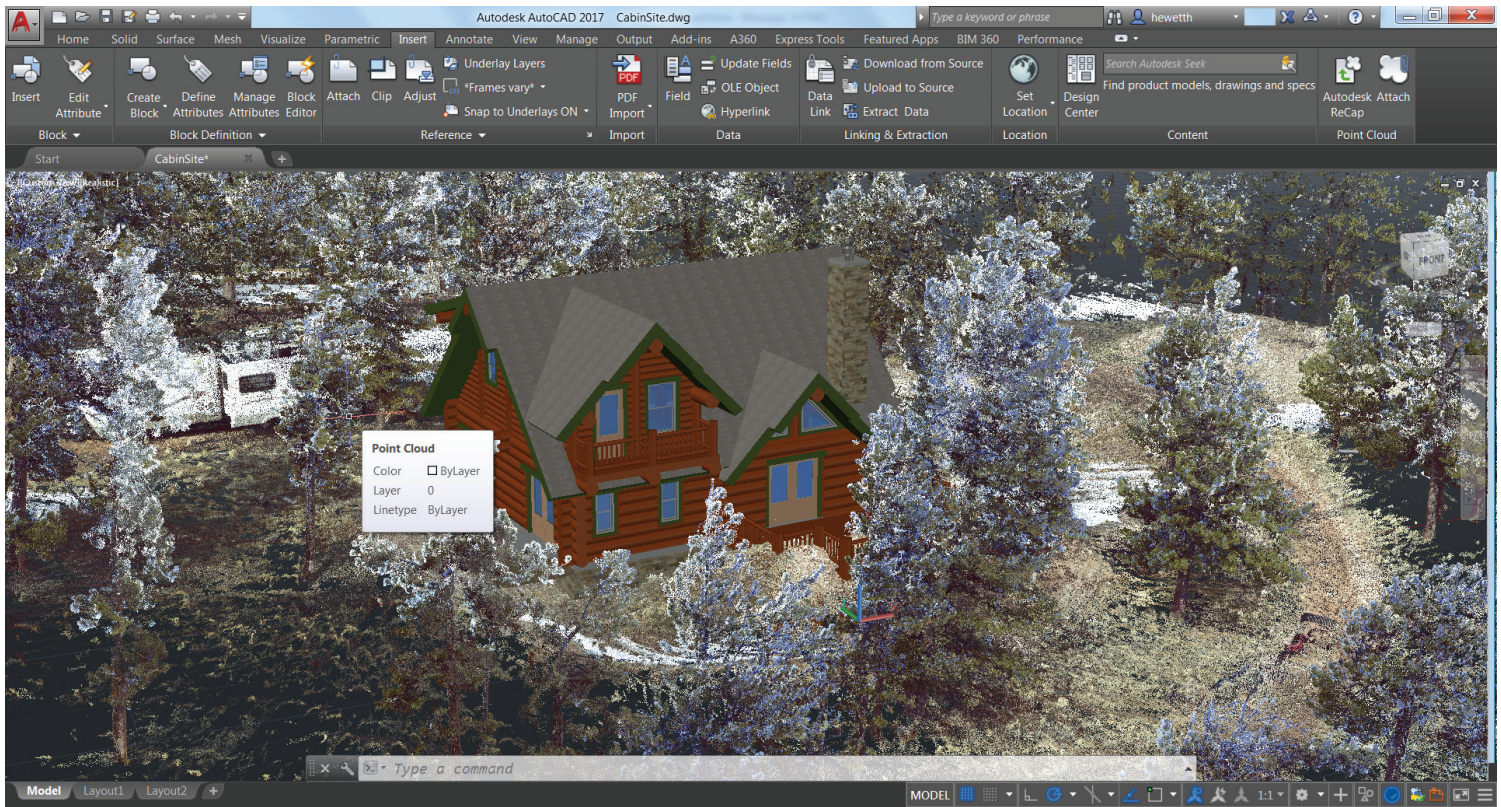
- Snap to precise locations on an attached Coordination Model with standard 2D endpoint and center object snaps
- Attach and view Autodesk® Navisworks® and Autodesk® BIM 360™ Glue® models directly inside AutoCAD software
- Avoid potential conflicts by referencing Navisworks models with your designs
- Leverage Navisworks file format support to bring models into AutoCAD from other applications

Import PDFs:

- Import TrueType text, the geometry, and raster images from a PDF file, or underlay into the current drawing as AutoCAD objects
- Specify the Scale, Rotation, and Insertion point of imported geometry
- Control how layers are assigned to imported objects

Centerlines and center marks:

- Create the centerline geometry of a specified linetype in association with selected lines and polylines
- Create an associative center mark at the center of a selected circle, arc, or polygonal arc
- Move associated objects; centerlines and center marks update accordingly



Innovative new and enhanced features

Import PDFs

Import TrueType text, the geometry, and raster images from a PDF file or underlay into a current drawing as AutoCAD objects.

Share design views

Improve collaboration by publishing your drawing views to the cloud. Viewers don't need a login or an AutoCAD-based product, and they can't alter your source DWG™ file.

Autodesk desktop app

Receive alerts on updates without disrupting your workflow. Tutorials help you get the most out of new features, and product-specific content delivers skill-building tips, content libraries, and more.

Smart centerlines and center marks

Create and edit centerlines and center marks simply. When you move associated objects, the centerlines and center marks update accordingly.

Enhanced migration tools

Personalizing the way you work by migrating your custom settings and files from previous releases has never been easier. Your custom settings are detected, allowing you to choose which ones you wish to migrate.

Start your AutoCAD trial now:

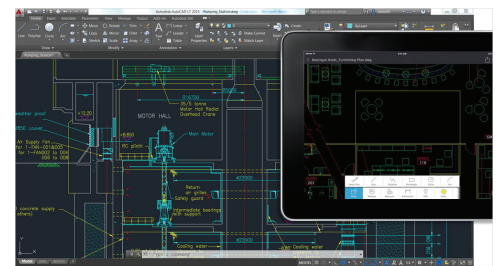
www.autodesk.com/tryautocad

Protect your designs with TrustedDWG technology

You've invested thousands, if not tens of thousands, of dollars in developing your designs. Help retain the integrity of your design data throughout the review process with TrustedDWG technology.

Built into AutoCAD software, TrustedDWG is the original, most efficient, and most accurate way to store and share design data. TrustedDWG files are created using a complete technology that maintains each element in a drawing, and the relationship between elements, with data fidelity.

With over 30 years of technology wrapped up in every file, TrustedDWG technology helps you preserve and protect your valuable designs.



Top 5 ways to customize AutoCAD

1. **Exchange Apps:** Customize your software with Exchange Apps, which are Autodesk-approved extensions.
2. **Scripts:** Create script (SCR) files to automate a specific set of commands that you find yourself using repeatedly.
3. **Action Recorder:** Use the Action Recorder to record commands and input values that you can play back as an action macro to automate repetitive tasks.
4. **Command Aliases:** Create Command Aliases for fast command-line entry of your favorite commands.
5. **Dynamic Blocks:** Dynamic Blocks allow you to create a single block that can then be modified, in real time, to create block configurations with new attributes.

I've been working with AutoCAD now for 25 years. And I'm still passionate about it.

–Shaun Bryant
Owner
CADFMconsultants

Learn more or purchase

Access specialists worldwide who can provide product expertise, a deep understanding of your industry, and value that extends beyond your software. To license Autodesk AutoCAD software, contact an Autodesk Authorized Reseller. Locate a reseller near you at www.autodesk.com/reseller.

A360

The Autodesk A360 cloud-based framework provides tools and services to extend design beyond the desktop. Streamline your workflows, effectively collaborate, and quickly access and share your work anytime, from anywhere. Learn more at www.autodesk.com/a360.

*All plan benefits are not available for all products in all languages and/or regions. Flexible licensing terms, including previous version rights and home use, are subject to certain conditions.

**Free Autodesk software and/or cloud-based services are subject to acceptance of and compliance with the terms and conditions of the license agreement or terms of service, as applicable, that accompany such software or cloud-based services.

†Access to services requires an Internet connection and is subject to any geographical restrictions as set forth in the Terms of Service.

Autodesk, the Autodesk logo, AutoCAD, BIM 360, DWG, Glue, Navisworks, and TrustedDWG are registered trademarks or trademarks of Autodesk, Inc., and/or its subsidiaries and/or affiliates in the USA and/or other countries. All other brand names, product names, or trademarks belong to their respective holders. Autodesk reserves the right to alter product and services offerings, and specifications and pricing at any time without notice, and is not responsible for typographical or graphical errors that may appear in this document.

© 2016 Autodesk, Inc. All rights reserved.