


Plastics made perfect

Obtain direction and awareness into the manufacturing process to optimize your part and mold design.



Evaluate concepts and see impacts of design choices early in the development process.

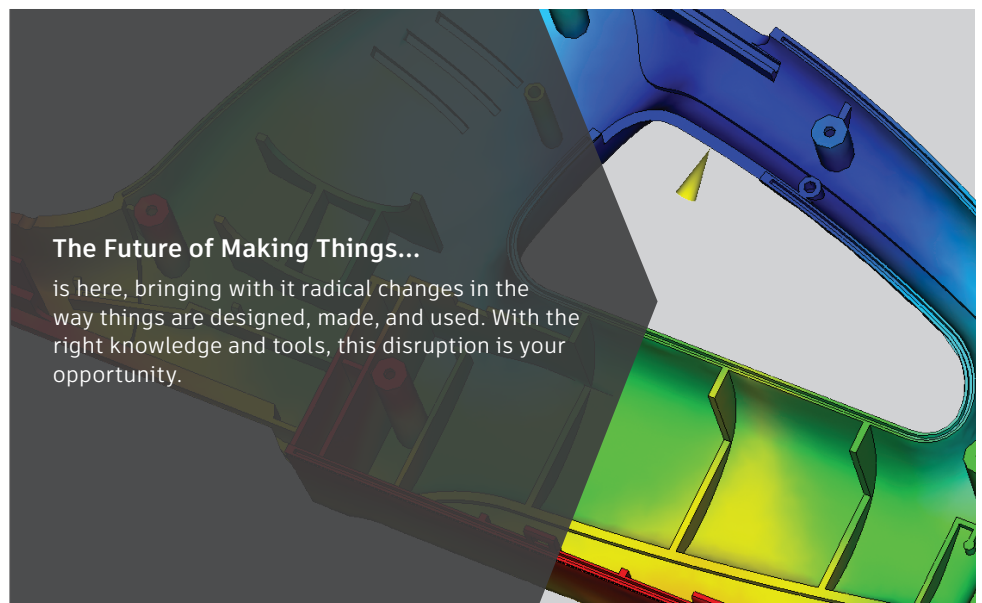
Get innovative products to market fast

Autodesk Moldflow Adviser software provides wizard-based tools to help validate and optimize plastic part, injection mold, and tool designs before manufacturing begins. Using a virtual prototype to simulate the plastic injection molding process helps reduce the number of physical prototypes required to design plastic parts and helps get innovative products to market faster and with greater confidence.

Achieve success with...

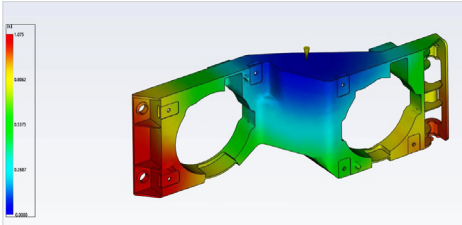
- Intuitive, wizard-based plastic injection molding simulation tools for use on virtual prototypes
- Optimize part and mold designs
- Guided results to improve manufacturability
- Reduce cycle times
- Communicate potential manufacturing defects

Intuitive to learn and use, Moldflow Adviser software provides results-specific advice on potential manufacturing problems and suggestions for corrective action. By resolving and communicating problems early in the product development cycle, Moldflow Adviser software helps designers and mold makers design plastic parts and injection molds with confidence. The Design Adviser in Autodesk Moldflow software helps you quickly identify areas of plastic parts that violate design guidelines related to the injection molding manufacturing process.



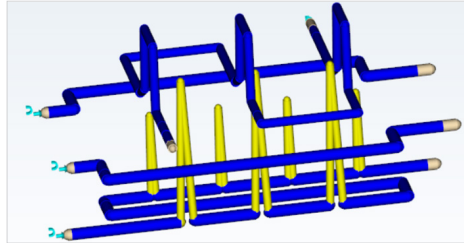
“Cycle time is money. This is particularly visible in the case of high-volume production, where reducing cycle times by a fraction of a second translates into viable profits.”

—Jarosław Jaškowiak
Marketing Director
FAD01




Evaluate part quality

Moldflow Adviser makes it easy to evaluate different gating scenarios to see how it will impact your manufacturing process and part quality. Gate location can greatly impact part quality, determining weldline locations, potential air traps and the overall warpage of the part. Find the most appropriate gate location and run a filling analysis to give you more results related to part quality. Review various results such as; weldline locations, fill time, air trap locations, sink marks, and volumetric shrinkage.



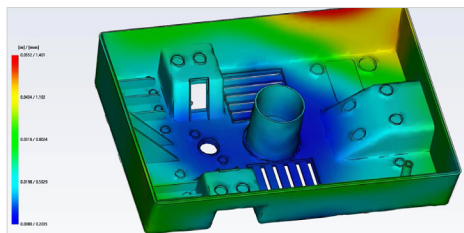
Effective mold modeling

Evaluate and compare cooling layouts early in your design process. Wizards within Adviser make it easy for a user to add straight forward cooling circuits. Automatically generate cooling channels or customize by adding multiple cooling planes along with the use of modeling grids for manual modification. Side by side comparisons of different cooling designs help effectively compare two or more choices. Evaluate your cooling results to see potential problems such as non-uniform temperatures or localized hot spots to help assess any impact on cycle time and warpage.



Evaluate part design

Design Adviser is an analysis sequence helping to analyze part design that could cause potential problems such as thickness variations, draft angles, and undercuts. Accepting many file formats the Import Wizard will run a check and may perform some basic repair on the part geometry if needed. It will then check the suitability of the model for either a dual domain or 3D analysis.



Evaluating part tolerance

Analyze part warpage to evaluate your design. Compare your gate locations and use the Examine tool to examine a point on the part to show you the contributing factor causing warpage. See overall shrinkage and warpage trending and identify the root cause to see the areas to improve. Evaluate and revise your design for optimal part quality.

Make Great Products

Autodesk manufacturing software helps you make better quality products, faster. Machine, print, inspect, and fabricate parts efficiently.

- Complete modular manufacturing solutions – CAM, additive, composites
- Manufacturing expertise to automate, optimize and integrate your manufacturing processes, in addition to your software
- Cloud-connected so you can collaborate and manufacture anytime, anywhere.

Learn more at www.autodesk.com/MAKE.

Learn more or purchase

Access specialists worldwide who can provide product expertise, a deep understanding of your industry, and value that extends beyond your software. To license Autodesk Moldflow software, contact an Autodesk Authorized Reseller. Locate a reseller near you at www.autodesk.com/reseller.

Autodesk Education

Autodesk offers students and educators a variety of resources to help ensure students are prepared for successful design careers, including access to free* software, curricula, training materials, and other resources. Anyone can get expert guidance at an Autodesk Authorized Training Center (ATC®) site, and validate skills with Autodesk Certification. Learn more at www.autodesk.com/education.

Autodesk Subscription

Autodesk® Subscription gives you a greater advantage with powerful cloud-based services, access to the latest software, online technical support, and flexible licensing privileges.** Learn more at www.autodesk.com/subscription.

Autodesk 360

The Autodesk® 360 cloud-based framework provides tools and services to extend design beyond the desktop. Streamline your workflows, effectively collaborate, and quickly access and share your work anytime, from anywhere. Learn more at www.autodesk.com/autodesk360.

*Free products are subject to the terms and conditions of the end-user license agreement that accompanies download of this software.

**All Subscription benefits are not available for all products in all geographies. Please consult your Autodesk reseller or sales representative for more information.

Autodesk, the Autodesk logo, Moldflow are registered trademarks or trademarks of Autodesk, Inc., and/or its subsidiaries and/or affiliates in the USA and/or other countries. All other brand names, product names, or trademarks belong to their respective holders. Autodesk reserves the right to alter product and services offerings, and specifications and pricing at any time without notice, and is not responsible for typographical or graphical errors that may appear in this document.

© 2018 Autodesk, Inc. All rights reserved.